


# FLURFF

ELECTRIC ROTATING

# Butterfly Cat Toy

**MOTORIZED**



**3X**

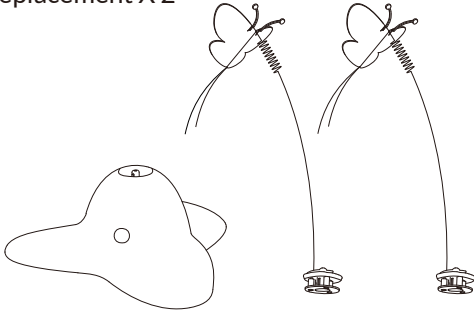
**AA**

**BATTERIES REQUIRED**  
(NOT INCLUDED)

## Details

Base X 1

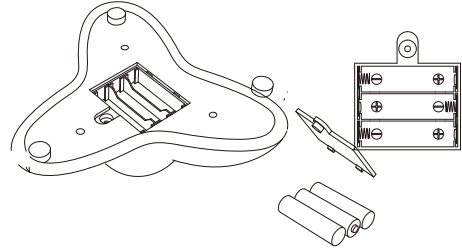
Replacement X 2



## Installation


1. Open the battery cover
2. Put in three 2A batteries

**Note:** Battery is not included in the package.



## Installation

Install the butterfly toy



## Switch On/Off

1. Press the button and it will start 360° rotation clockwise
2. Press the button again to switch off




### NOTICE

1. The toy is not waterproofed, please put it in a dry environment.
2. The toy needs to be switched off manually. It is best to play with the pets up to 15 minutes to avoid sports injuries on the pets.
3. When it rotates slowly or intermittently, please change the batteries.
4. The speed and trajectory of the butterfly are adjustable by changing the radian of the steel wire.
5. Please take care of the replacement. If the steel wire deforms severely, it cannot be restored.
6. If the butterfly toy is broken, please check [Gshopper.com](http://Gshopper.com) to purchase the replacement.



Equipped with two replacements.



Special reflective material swings in the dark, stimulate the cat's hunting instinct.